

Mystery HOMOPHONE PUZZLES

MYSTERY HOMOPHONES B

Use the clues to find the homophone pairs. Then unscramble the circled letters in each column to find another pair of homophones, and write them in the Mystery Homophones box below.

1 A common insect
○ _____

A female relative
○ _____

2 An even number
○ _____

A past tense verb

3 A future tense contraction
'○ _____

There

4 Get together
○ _____

Steal
○ _____


Circled Letters: _____ 1st Column

Circled Letters: _____ 2nd Column

Mystery Homophones



Write your own clues for the mystery homophones. Then give the slip below to another student/team to guess the answers.



MYSTERY HOMOPHONES A

Use the clues to find the homophone pairs. Then unscramble the circled letters in each column to find another pair of homophones, and write them in the Mystery Homophones box below.

1 Story; fairy _____
_____ ○ _____

A dog wags it; a monkey hangs from it
_____ ○ _____

2 Fastest vehicle for travel
_____ ○ _____

Simple, undecorated, ordinary, nothing added

An animal similar to a rabbit
○ _____

Something you do every day at school
○ _____ ○ _____

Circled Letters: _____ 1st Column

Circled Letters: _____ 2nd Column

Mystery Homophones



Now write your own clues for the mystery homophones. Then give the slip below to another student/team to guess the answers.



in this place

notice a sound

A




Let's
Connect!



TPT



BLOG



PINTEREST



FACEBOOK


I hope you and your students enjoy this free sample of mystery homophone puzzles!

Get even more freebies
when you
[subscribe to my blog!](#)



[Follow me on TpT](#) to be notified when new products are added, as most will be 50% off for the first 48 hours. Also follow me on the social media links on the right to find out about sales, giveaways, and other promotions.

happy teaching! - Donielle



3 fun word puzzles

- Rhyming Puzzle
- Word Ladder Puzzle
- Picture Word Search Puzzle

You May

- Use and make copies of this item for personal/student use in a single classroom.
- Purchase unlimited licenses at a discounted rate for others to use this item.
- Enjoy this product for years to come (periodically check back to see if there are updated versions)

You May Not

- Give this item to a friend or colleague.
- Copy this item for use by others.
- Post any parts of this product online, including on classroom websites unless access is restricted to only students in your class (or parents).
- Post this item or like copy for sale or for free.

© Real Cool English




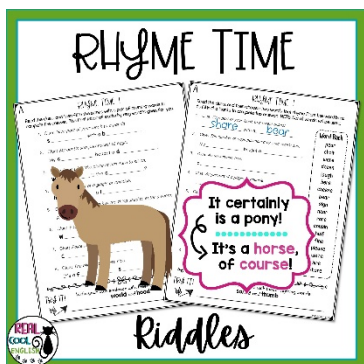


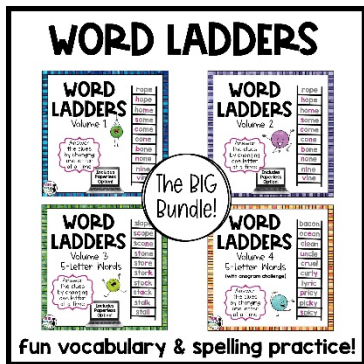
All rights reserved. Purchase of this product entitles the purchaser the right to reproduce the pages in limited quantities **for single classroom use only**. Duplication for an entire school or school system or for commercial purposes is strictly forbidden without written permission from the publisher.

Copying any part of this product and placing it on the internet in any form (even a personal/classroom website) is a violation of the Digital Millennium Copyright Act (DMCA) because these items can be found in a Google search and then shared worldwide for free.

Graphics Provided By:



you may also like:



MYSTERY HOMOPHONES



Use the clues to find the homophone pairs. Then unscramble the circled letters in each column to find another pair of homophones, and write them in the Mystery Homophones box below.

<p>1</p> <p>Another word for story</p> <p>___ _ _ <u>o</u></p>	<p>A cat, a dog, and a rabbit all have one</p> <p>___ <u>o</u> ___</p>
<p>2</p> <p>We use it to travel long distances</p> <p>___ _ _ _ _ <u>o</u></p>	<p>Simple, undecorated, ordinary</p> <p>___ _ _ _ _</p>
<p>3</p> <p>Something on your head</p> <p><u>o</u> ___ _ _</p>	<p>An animal similar to a rabbit</p> <p><u>o</u> ___ _ _</p>
<p>4</p> <p>A direction</p> <p><u>o</u> ___ _ _ _</p>	<p>Something you do every day at school</p> <p>___ <u>o</u> ___ _ <u>o</u></p>

Circled Letters: _____
1st Column

Circled Letters: _____
2nd Column

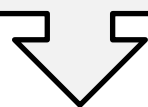
Mystery Homophones

?

___ _ _ _

___ _ _ _

Now write your own clues for the mystery homophones. Then give the slip below to another student/team to guess the answers.



E C L C

E C L C

___ _ _ _

___ _ _ _



MYSTERY HOMOPHONES



Use the clues to find the homophone pairs. Then unscramble the circled letters in each column to find another pair of homophones, and write them in the Mystery Homophones box below.

1	An insect ○ _____	A relative ○ _____
2	A number _____ ○ _____	A past tense verb _____ ○ _____
3	A contraction _____ '○ _____	Something on a car _____ ○ _____
4	Get together ○ _____	Steak, bacon, chicken, etc. ○ _____

Circled Letters: _____
1st Column

Circled Letters: _____
2nd Column

Mystery Homophones

Write your own clues for the mystery homophones. Then give the slip below to another student/team to guess the answers.



FCJG _____

FCJG _____



MYSTERY HOMOPHONES



Use the clues to find the homophone pairs. Then unscramble the circled letters in each column to find another pair of homophones, and write them in the Mystery Homophones box below.

The smallest unit of money

1

A pleasant smell

Measurement of pound, ounce, etc.

2

Remain in a state of expectation

A short rest from work

3

Something used to reduce speed

Part of a letter greeting

4

A forest animal

Circled Letters: _____
1st Column

Circled Letters: _____
2nd Column

Mystery Homophones

Write your own clues for the mystery homophones. Then give the slip below to another student/team to guess the answers.



C _____

F _____

J _____

D _____

C _____

C _____

F _____

J _____

D _____

C _____



MYSTERY HOMOPHONES



Use the clues to find the homophone pairs. Then unscramble the circled letters in each column to find another pair of homophones, and write them in the Mystery Homophones box below.

<p>1</p> <p>A group of two</p> <p>___ ___ <u>o</u> ___</p>	<p>A fruit</p> <p>___ <u>o</u> ___ ___</p>
<p>2</p> <p>A common color</p> <p>___ <u>o</u> ___ ___</p>	<p>A past tense verb</p> <p>___ <u>o</u> ___ ___</p>
<p>3</p> <p>An unspecified amount</p> <p><u>o</u> ___ ___ ___</p>	<p>Add or total a list of numbers</p> <p><u>o</u> ___ ___</p>
<p>4</p> <p>Synonym for wonderful</p> <p>___ ___ ___ <u>o</u> ___</p>	<p>Shred, such as cheese or potatoes</p> <p>___ ___ <u>o</u> ___ ___</p>


Circled Letters: _____
1st Column

Circled Letters: _____
2nd Column

Mystery Homophones

?

Write your own clues for the mystery homophones. Then give the slip below to another student/team to guess the answers.



E C L C

E C L C



Notes and Answer Key - FREE SAMPLE

Teaching ideas: Use as a warm up activity or for a fun practice opportunity any time. Divide the class into two groups or more so that there are at least two different puzzles being worked on throughout the room. Students can work individually, in pairs or in small groups, and then when they have guessed the four homonym pairs, they unscramble the circled letters from each column to reveal a fifth pair of homonyms. Students/teams then write their own clues to the fifth pair for another student/team to solve.

Each section of the worksheet is identified by a letter, so be sure to distribute the second part to students with a different letter.

Puzzle A

1. TALE TAIL
2. PLANE PLAIN
3. HAIR HARE
4. RIGHT WRITE

Mystery Homophones: HERE HEAR

Puzzle C

1. CENT SCENT
2. WEIGHT WAIT
3. BREAK BRAKE
4. DEAR DEER

Mystery Homophones: WEAK WEEK

Puzzle B

1. ANT AUNT
2. EIGHT ATE
3. WE'LL WHEEL
4. MEET MEAT

Mystery Homophones: MAIL MALE

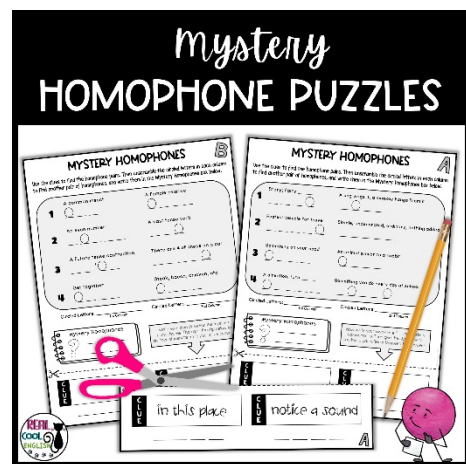
Puzzle D

1. PAIR PEAR
2. BLUE BLEW
3. SOME SUM
4. GREAT GRATE

Mystery Homophones: SAIL SALE

NOTE: This is a free sample of Mystery Homophones Puzzles



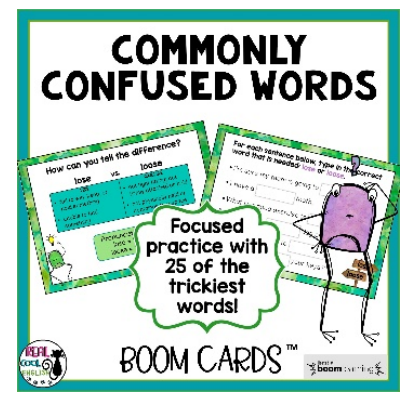
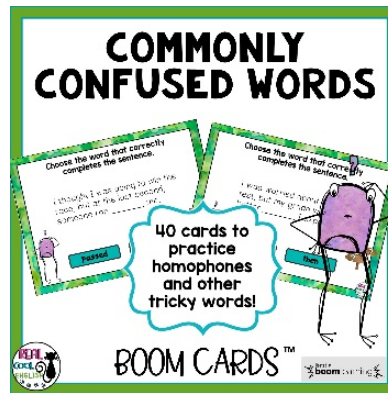
Grab the full version and get **double the puzzles PLUS** an additional version with slightly easier clues - perfect for differentiation!



*See this [Blog Post](#) for more fun homophone practice ideas!

If you enjoyed these puzzles, also check out these fun homophones and commonly confused words resources!

Puzzles and Activities



Haven't tried Boom Cards yet? Check out [this blog post](#) to learn more about them and see why students and teachers love them!